WORTHINGTON ENTERPRISES

Air Fact Sheet

Last Updated: September 2026

Greenhouse Gas (GHG) & Non-GHG Air Emissions Fact Sheet

1. Overview (GRI 3-3)

GHG emissions are a material sustainability topic for Worthington Enterprises because of their contribution to climate change and associated environmental and community impacts. Non-GHG air emissions—such as VOCs, NOx, CO and particulate matter—are also significant because of their effects on local air quality and health. The Company recognizes both direct operational impacts (fuel combustion, electricity use) and downstream product-use emissions. Worthington Enterprises is committed to protecting the planet and seeking to mitigate negative impacts from our operations. Our efforts to reduce emissions create positive impacts such as operational cost savings and reduced regulatory risk, benefiting both the Company and society.

2. Governance

All levels of the organization are accountable for managing GHG and Non-GHG air emissions.

- Board of Directors: Oversees sustainability performance
- Corporate Sustainability: Oversees Sustainability Council, provides strategic direction, establishes goals and monitors performance
- Corporate EHS: Environmental Management System oversight, regulatory compliance audits, identify opportunities for improvement and monitors performance
- Risk Management: Monitors climate risk, oversee climate resilience
- Facility EH&S Managers: Oversee permit compliance, complete required monitoring, maintain pollution prevention plans, collect metrics, identify opportunities for improvement and monitors performance
- Frontline Employees: Comply with programs/procedures, report any issues and identify opportunities for improvement

3. Policy & Commitments (GRI 3-3)

Worthington Enterprises has a formal Sustainability Policy that outlines its commitment to reducing environmental impact and managing resources responsibly. This includes a public commitment to do its part in limiting GHG and non-GHG emissions, aligned with global goals. Worthington Enterprises has set science-aligned climate targets, including reducing Scope 1 and Scope 2 GHG emissions by 60% by FY2034 (from an FY2024

baseline) and achieving net-zero emissions by 2050. Additionally, Worthington Enterprises is increasing the use of cleaner energy each year and pursuing initiatives to limit other air pollutants.

The Company's Supplier Code of Conduct outlines expectations for suppliers to manage their carbon footprint and to implement work practices that reduce air emissions.

4. Risks & Opportunities

Worthington Enterprises is exposed to both physical and transitional risks associated with climate change. Failure to manage emissions and adapt to climate change may negatively influence the investment community and key customers.

Most Worthington Enterprises' manufacturing locations are exposed to regulatory risk associated with air emissions. Some processes and operations have extensive permits that limit non-GHG air emissions and impose significant record-keeping and reporting requirements. The fact that there have been few violations and zero penalties indicate Worthington Enterprises is successfully managing these requirements.

Worthington Enterprises has significant business opportunities associated with products that reduce air emissions or prevent them. Refrigerant cylinders are widely used to capture and contain refrigerants that deplete the ozone layer and contribute to climate change. Our products enable the increased use of propane, which is cleaner burning than other fossil fuels and an important bridge to reduce GHG. Our Environmental Excellence Program recognizes each site where GHG reduction goals are met thereby incentivizing continual improvement and improving employee morale. Reducing GHG and non-GHG air emissions will contribute to the long-term sustainability of operations and surrounding communities.

See the appendix in our 2026 Corporate Citizenship and Sustainability Report for additional information on our climate-related risks and opportunities.

5. GHG Emissions

Scope 1 emissions are primarily from burning fossil fuels (94%) for plant and process heat. Other minor sources include mobile sources, refrigerant leaks and welding gases. Worthington Enterprises uses only cleaner burning natural gas and propane for heating. Emissions have decreased since FY22 primarily from improvements in energy efficiency and organizational changes.

Likewise, Scope 2 emissions have decreased over the last four years. Organizational changes have driven a large portion of the reduction. Energy efficiency continues to be a focus area, and we have recently been working with the USDOE Industrial

Assessment Centers to find additional opportunities. Worthington Enterprises has also purchased 21,758 MWh of renewable energy credits in FY26.

Worthington Enterprises calculates Scope 3 emissions annually and includes them in its disclosure to CDP and in its 2026 Corporate Citizenship and Sustainability Report. Category 1 (purchased goods and services) is over 60% of the total. Scope 3 is not an immediate strategic priority for Worthington Enterprises, but we do expect our suppliers to track GHG emissions, set reduction targets and monitor performance. Please see the appendix in our 2026 Corporate Citizenship and Sustainability Report for additional GHG emissions-related metrics and the charts below.

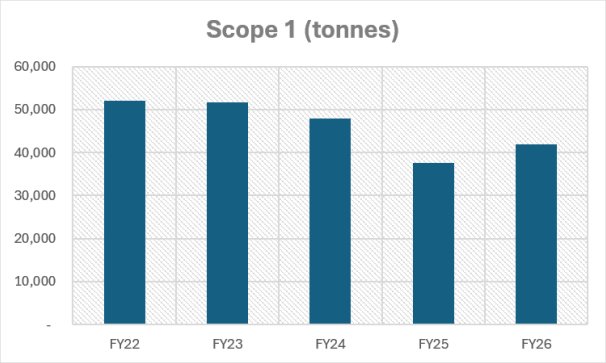

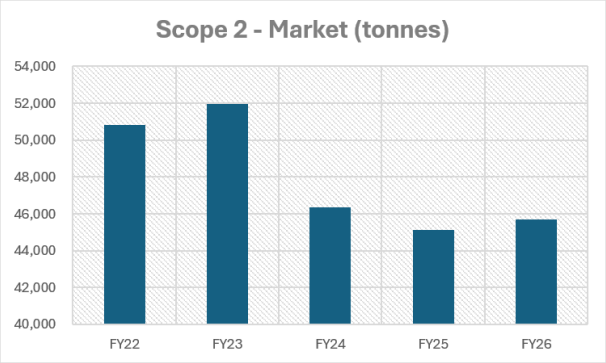

6. Non-GHG Emissions

Worthington Enterprises generates considerable amounts of particulate matter (PM), nitrogen oxides (NOx), carbon monoxide (CO) and volatile organic compounds (VOC). However, sulfur dioxide (SO2) emissions from our operations are minimal. The primary sources of PM are welding and shot-blasting activities, with dust collectors extensively deployed to mitigate these emissions. NOx and CO result from combustion processes, while VOC emissions stem mainly from surface coating and propane filling.

Two of our facilities are classified as major sources, each emitting more than 100 tons per year of a single criteria pollutant. The Chilton, Wisconsin, location releases over 100 tons of volatile organic compounds (VOC) annually through liquid painting and propane filling operations. The Westerville, Ohio, site emits more than 100 tons of carbon monoxide (CO) annually from one of its annealing furnaces. All other locations are considered minor sources. All emissions are fully accounted for either under the terms of an active permit or through permit exemptions. Please see the appendix in our 2026 Corporate Citizenship and Sustainability Report for additional non-GHG emissions-related metrics and the charts below.

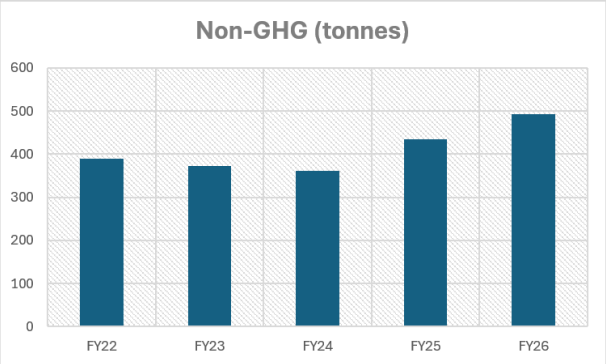

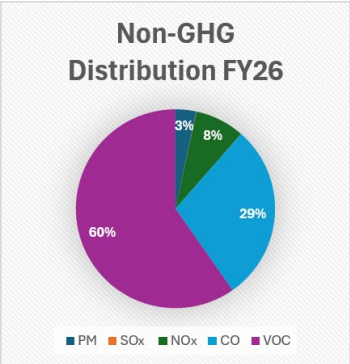

7. Ozone Depleting Substances (GRI 305-6)

Worthington Enterprises maintains a detailed inventory of equipment that contains ozone-depleting substances (ODS) and other refrigerants. This equipment is primarily HVAC units, compressed air dryers and chillers. ODS has been largely phased out, but we still have over 500 pounds in our inventory. Certified technicians service all refrigerant containing equipment to prevent leaks and ensure efficient operation. At the end of the equipment service life refrigerants are recovered prior to scraping the equipment.

8. Management Practices (GRI 3-3)

Worthington Enterprises utilizes multiple systems to capture utility use, process data and calculate GHG emissions. Our locations keep extensive usage records, frequently daily, allowing accurate quantification of emissions. Worthington Enterprises uses the following types of control equipment and management practices to reduce air emissions.

- Powder coating systems (zero VOC): Jefferson, Guimaraes, Maize, Westerville
- Waterborne coatings (reduced VOC): Chilton, Paducah, Warwick
- Thermal oxidation: Maize, Raufoss
- Burn-off Flare: Rice
- Dust collection: All manufacturing locations
- Overspray filtration: All liquid painting
- VOC compliant coatings
- Product substitution
- Energy efficiency audits
- Renewable energy credits
- Onsite solar arrays: Home Office, Raufoss
- Solar power purchase agreements: Closter, Secaucus
- Emission offsets
- Facility-level projects to reduce air emissions
- Facility-level energy efficiency projects

- Daily, monthly, semi-annual and annual recordkeeping and reporting
- Compiling GHG and Non-GHG metrics and monitoring performance
- Third-party assurance
- Emissions testing
- Monitoring climate risks
- Environmental Excellence Program
- Capital investments in infrastructure
- Regulatory oversight